

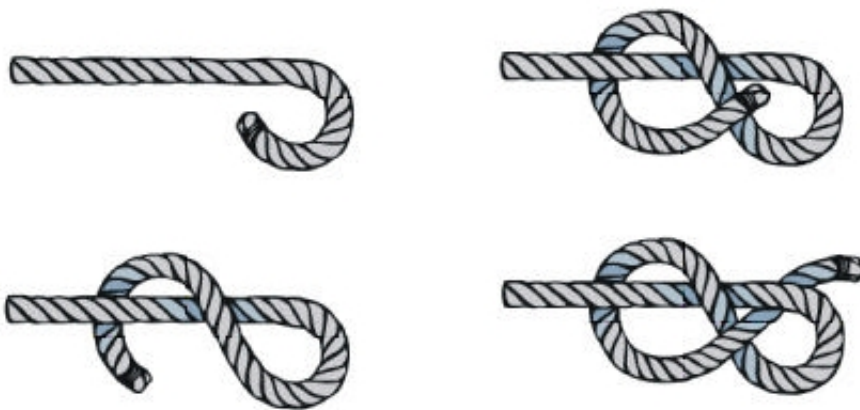
Maritime Knowledge: Knots

Seaman's knots are used to secure an end, to connect two ends or to moorage a subject. They must be easy and fast tieable, maintain reliable and after high pressure easy to unfix. The following shown knots are needed for work on board.

Two of them are specially important: the **clove hitch** and the **Bowline**. Every crew member should dominate them. It can willingly be practiced before the trip. No worry, on board it will be shown how the knots are fixed.

Figure of 8

It will be fixed on the ends (e.g. the locks), to prevent the line slips through rolls or champs.




Reef knot/ Square knot

It connects two equal strong ends of the same material. In practice you only should use it there, where it isn't exposed to changing pressure.



Round-turn and two half-hitches


This knot fixes safe a messenger on a ring or a pole.



Clove hitch


With it you fix a messenger on a ring or a pole. It is a easy knot, which holds good, but it can detach if it is not constantly under pressure. That's why it should made safe by two half-hitches, like it is shown at previous knot.

The clove hitch is used for example by fixing the fender.



Bowline

It is maybe the most famous sailor knot. With it you can knot a strong backstrap, which can't be tighten in any direction. It is often use to fix on poles or rings or to fix two messengers by connecting two bowlines. You can use the double Bowline also to protect a person



Attach on a clamp

Yachts are fixed with messengers at land. These are attached on a clamp.

